

# FIREEYE NETWORK SECURITY

EFFECTIVE PROTECTION AGAINST CYBER BREACHES  
FOR MIDSIZE TO LARGE ORGANIZATIONS

## OVERVIEW

FireEye Network Security is an effective cyber threat protection solution that helps organizations minimize the risk of costly breaches by accurately detecting and immediately stopping advanced, targeted and other evasive attacks hiding in Internet traffic. It facilitates efficient resolution of detected security incidents in minutes with concrete evidence, actionable intelligence and response workflow integration. With FireEye Network Security, organizations are effectively protected against today's threats whether they exploit Microsoft Windows or Apple OS X operating systems or application vulnerabilities; are directed at the headquarters or branch offices; or are hidden in a large volume of inbound Internet traffic that has to be inspected in real time.

At the core of FireEye Network Security is the Multi-Vector Virtual Execution™ (MVX) and Intelligence-Driven Analysis (IDA) technologies. MVX is a signature-less, dynamic analysis engine that inspects suspicious network traffic to identify attacks that evade traditional signature- and policy-based defenses. IDA is a collection of contextual, dynamic rules engines that detect and block malicious activity in real-time as well as retroactively, based on the latest machine-, attacker- and victim-intelligence. FireEye Network Security also includes intrusion prevention system (IPS) technology to detect common attacks using conventional signature matching.

FireEye Network Security is available in a variety of form factor, deployment and performance options. It is typically placed in the path of Internet traffic behind traditional network security appliances such as next-generation firewalls, IPS and secure web gateways (SWG). FireEye Network Security supplements these solutions by rapidly detecting both known and unknown attacks with high accuracy and a low rate of false positives while facilitating an efficient response to each alert.

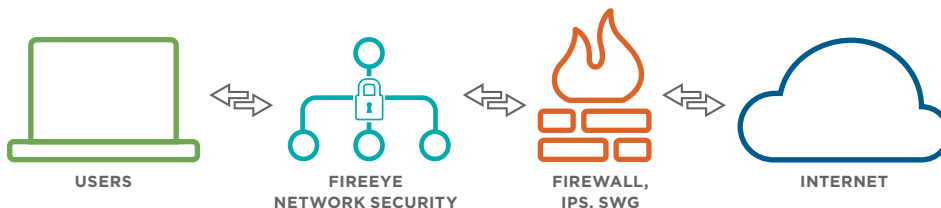


FIGURE 1. TYPICAL CONFIGURATION — NETWORK SECURITY SOLUTIONS

CAPABILITIES	BENEFITS
<b>DETECTION</b>	
Accurate detection of advanced, targeted and other evasive cyber attacks	Minimizes risk of costly cyber breaches
Extensible, modular security architecture	Provides investment protection
Consistent level of protection for multi-OS environments and all Internet access points	Creates a strong defense across the entire organization for all types of devices
Integrated, distributed, physical, virtual, on-premise and cloud deployment options	Offers flexibility to align with organizational preferences and resources
Multi-vector correlation with Email and Content Security	Provides visibility across wider attack surface
<b>PREVENTION</b>	
Immediate blocking of attacks at line rates from 10 Mbps to 8 Gbps	Gives real-time protection against evasive attacks
<b>RESPONSE</b>	
Low rate of false alerts, riskware categorization and automated IPS alert validation	Reduces operational cost of triaging unreliable alerts
Pivot to investigation and alert validation, endpoint containment and incident response	Automates and simplifies security workflows
Execution evidence and actionable threat intelligence with contextual insight	Accelerates prioritization and resolution of detected security incidents
Scalability from one site to thousands of sites	Supports business growth

## Technical Advantages

### Accurate Threat Detection

FireEye Network Security uses multiple analysis techniques to detect attacks with high accuracy and a low rate of false alerts:

- Multi-Vector Virtual Execution™ (MVX) engine detects zero-day, multi-flow and other evasive attacks with dynamic, signature-less analysis in a safe, virtual environment. It stops infection and compromise phases of the cyber-attack kill chain by identifying never-before-seen exploits and malware.
- Intelligence-Driven Analysis (IDA) engines detect and block obfuscated, targeted and other customized attacks with contextual, rule-based analysis from real-time insights gathered on the front lines from millions of MVX verdicts, thousands of hours of incident response experience gathered by Mandiant, a FireEye company and hundreds of iSight threat researchers. It stops infection, compromise and intrusion phases of the cyber-attack kill chain by identifying malicious exploits, malware and command and control (CnC) callbacks. It also extracts and submits suspicious network traffic to the MVX engine for a definitive verdict analysis.
- Structured Threat Intelligence eXpression (STIX) allows the ingestion of third-party threat intelligence using an industry-standard format to add custom threat indicators into the IDA engines.

### Immediate and Resilient Protection

FireEye Network Security offers flexible configuration modes including:

- Out-of-band monitoring via a TAP/SPAN, inline monitoring or inline active blocking. Inline blocking deployment automatically blocks inbound exploits and malware and outbound multi-protocol callbacks. In inline monitoring mode, alerts are generated and organizations decide how to respond to them. In out-of-band prevention mode, FireEye Network Security issues TCP resets for out-of-band blocking of TCP, UDP or HTTP connections.
- Integration with the FireEye Active Fail Open (AFO) switch to ensure no network interruption.
- Selected models offer an active high availability (HA) option to provide resilience in case of network or device failures.

### Wide Attack Surface Coverage

FireEye Network Security delivers a consistent level of protection for today's diverse network environments:

- Support for most common Microsoft Windows and Apple Mac OS X operating systems
- Analysis of over 140 different file types, including portable executables (PEs), web content, archives, images, Java, Microsoft and Adobe applications and multimedia
- Execution of suspicious network traffic against thousands of operating system, service pack, application type and application version combinations

### Validated and Prioritized Alerts

In addition to detecting genuine attacks, FireEye MVX technology is also used to determine the reliability of alerts detected by conventional signature-matching methods and to identify and prioritize critical threats:

- Intrusion prevention system (IPS) with MVX engine validation reduces the time required to triage signature-based detection that is traditionally prone to false alerts
- Riskware categorization separates genuine breach attempts from undesirable, but less malicious activity (such as adware and spyware) to prioritize alert response

### Actionable Threat Insights

Alerts generated by FireEye Network Security include concrete evidence and contextual intelligence to quickly respond, prioritize and contain a threat:

- Dynamic Threat Intelligence (DTI) - concrete, real-time, globally-shared data to quickly and proactively stop targeted and newly discovered attacks

- Advanced Threat Intelligence (ATI) – contextual insights about the attack to accelerate response and prescriptive guidance to contain the threat
- Advanced Threat Intelligence Plus (ATI+) – complete information about the attacker to prioritize resources and alert monitoring and notification from FireEye experts

### Response Workflow Integration

FireEye Network Security provides several features that automate alert response workflows:

- FireEye Central Management correlates alerts from both FireEye Network Security and FireEye Email Security for a broader view of an attack and to set blocking rules that prevent the attack from spreading further
- FireEye Network Forensics integrates with FireEye Network Security to provide detailed packet captures associated with an alert and enable in-depth investigations
- FireEye Endpoint Security identifies, validates and contains compromises detected by FireEye Network Security to simplify containment and remediation of affected endpoints

### Flexible Deployment Options

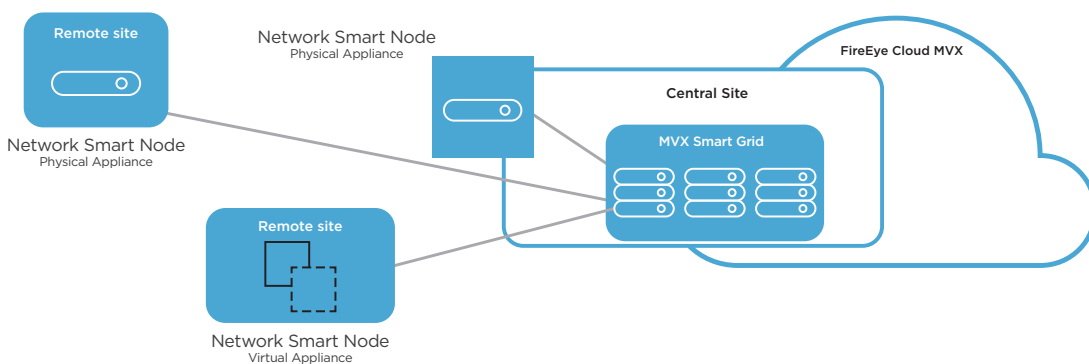
FireEye Network Security offers various deployment options to match an organization's needs and budget:

- Integrated Network Security – standalone, all-in-one hardware appliance with integrated MVX service to secure an Internet access point at a single site. FireEye Network Security is an easy-to-manage, clientless platform that deploys in under 60 minutes. It doesn't require rules, policies or tuning.



**FIGURE 2. EXAMPLES OF INTEGRATED NETWORK SECURITY INCLUDE NX 2500, NX 4420, NX 7420, NX 10450.**

- Distributed Network Security – extensible appliances with centrally shared MVX service to secure Internet access points within organizations
  - Network Smart Node – physical or virtual appliances that analyze Internet traffic to detect and block malicious traffic and submit suspicious activity over an encrypted connection to the MVX service for definitive verdict analysis
  - MVX Smart Grid – on-premise, centrally located, elastic MVX service that offers transparent scalability, built-in N+1 fault tolerance and automated load balancing
  - FireEye Cloud MVX – FireEye-hosted MVX service subscription that ensures privacy by analyzing traffic on the Network Smart Node. Only suspicious objects are sent over an encrypted connection to the MVX service, where objects revealed as benign are discarded.



**FIGURE 3. DISTRIBUTED DEPLOYMENT MODELS**

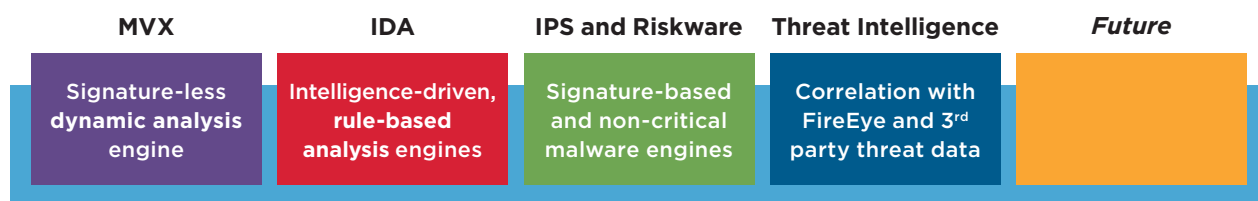


FIGURE 4. MODULAR COMPONENTS OF FIREEYE NETWORK SECURITY.

### Extensible Architecture

FireEye Network Smart Nodes feature a modular and extensible software architecture and system design to deliver multiple threat protection capabilities as software modules.

### High Performance and Scalability

FireEye Network Security protects Internet access points at line rate with performance options for a wide variety of branch and central office sizes:

FORM FACTOR	PERFORMANCE
Integrated Network Security	10 Mbps to 4 Gbps
Physical Network Smart Node	20 Mbps to 8 Gbps
Virtual Network Smart Node	50 Mbps to 1 Gbps

The MVX Smart Grid and FireEye Cloud MVX scalable architecture allows the MVX service to support one Network Smart Node to thousands and scale seamlessly as needed.

### Business Benefits

Designed to meet the needs of single-site and distributed multi-site organizations, FireEye Network Security delivers several benefits:

#### Minimizes Risk of Cyber Breaches

FireEye Network Security is a highly-effective cyber defense solution that:

- Prevents intruders from breaking into an organization to steal valuable assets or disrupt business by stopping advanced, targeted and other evasive attacks
- Stops attacks and contains intrusions faster with concrete evidence, actionable intelligence, inline blocking and response workflow automation
- Eliminates weak points from an organization's cyber defenses with consistent protection for various operating systems, application types, branches and central sites

### Short Payback Period

According to a recent Forrester Consulting study<sup>1</sup>, FireEye Network Security customers can expect a 152% ROI savings over three years and payback on their initial investment in just 9.7 months. FireEye Network Security:

- Focuses security team resources on real attacks to reduce operational expenses
- Optimizes capital spend with a shared MVX service and a large variety of performance points to rightsize deployment to meet requirements
- Future-proofs security investment by scaling smoothly when the number of branches or the amount of Internet traffic grows
- Protects existing investments by allowing cost-free migration from an integrated to a distributed deployment
- Reduces future capital outlay with modular and extensible architecture

### Awards and Certifications

The FireEye Network Security product portfolio has been awarded a number of industry and government awards and certifications:

- In 2016, Frost & Sullivan recognized FireEye as the undisputed market leader with 56% market share, more than the next ten competitors combined<sup>2</sup>
- FireEye Network Security has been a recipient of numerous awards from SANS Institute, SC Magazine, CRN and others
- FireEye Network Security was the first security solution on the market to receive the US Department of Homeland Security SAFETY Act Certification



<sup>1</sup> Forrester (May 2016). The Total Economic Impact Of FireEye.

<sup>2</sup> Frost & Sullivan (October 2016). Network Security Sandbox Market Analysis

## Product Specifications

TABLE 1. FIREEYE NETWORK SECURITY SPECIFICATIONS, INTEGRATED APPLIANCE.

TECHNICAL SPECIFICATIONS							
	NX 2500	NX 4400/4420	NX 7400/7420	NX 7500	NX 9450	NX 10450	NX10550
User Count	500 or 1,000	1,000 or 2,500	10,000	10,000	20,000	40,000	40,000
OS Support	Microsoft Windows Mac OS X	Microsoft Windows	Microsoft Windows	Microsoft Windows Mac OS X	Microsoft Windows	Microsoft Windows	Microsoft Windows Mac OS X
Performance *	Up to 50 Mbps or 100 Mbps	100 Mbps or 250 Mbps	Up to 1 Gbps	Up to 1 Gbps	Up to 2 Gbps	Up to 4 Gbps	Up to 4Gbps
Network Monitoring Ports	4x 10/100/1000 BASE-T Ports (in front panel)	4400: 4x 10/100/1000 BASE- T Ports 4420: 4x 1000 BASE-SX Fiber Optic Ports (LC Multimode)	7400: 4x 10/100/1000 BASE- T Ports 7420: 4x 1000 BASE-SX Fiber Optic Ports (LC Multimode)	4x 10/100/1000 BASE- T Ports	8 x SFP+ (4 x 1000base and 4 x 10Gbase), 1000baseSX/ 10GbaseSR (LC, MMF), 1000baseLX/ 10GbaseLR (LC SMF), 1000baseT (RJ45, UTP5), 10GbaseCu (5m direct-attached cable)	8 x SFP+ (4 x 1000base and 4 x 10Gbase), 1000baseSX/ 10GbaseSR (LC, MMF), 1000baseLX/ 10GbaseLR (LC SMF), 1000baseT (RJ45, UTP5), 10GbaseCu (5m direct-attached cable)	8 x SFP+ (4 x 1000base and 4 x 10Gbase), 1000baseSX/ 10GbaseSR (LC, MMF), 1000baseLX/ 10GbaseLR (LC, SMF), 1000baseT (RJ45, UTP5), 10GbaseCu (5m direct-attached cable)
High Availability (HA)	Not Available	Not Available	Not Available	Not Available	Active-Passive HA	Active-Passive HA	Active-Passive HA
Network Ports Mode of Operation	In-line Monitor, Fail-Open, Fail- Close, or Tap/ Span, HW Bypass	In-line Monitor, Fail-Open, Fail- Close, or Tap/ Span, HW Bypass	In-line Monitor, Fail-Open, Fail- Close, or Tap/ Span, HW Bypass	In-line Monitor, Fail-Open, Fail- Close, or Tap/ Span, HW Bypass	In-line Monitor, or Tap/ Span	In-line Monitor, or Tap/ Span	In-line Monitor or Tap/ Span
High Availability (HA) Ports (rear panel)	Not Available	Not Available	Not Available	Not Available	2x 100/1000/10G Base-T Ports	2x 100/1000/10G Base-T Ports	2x 100/1000/10G Base-T Ports
Management Ports (rear panel)	2x 10/100/1000 BASE- T Ports (in front panel)	2x 10/100/1000 BASE- T Ports	2x 10/100/1000 BASE- T Ports	2x 10/100/1000 BASE- T Ports	2x 10/100/1000 BASE- T Ports	2x 10/100/1000 BASE- T Ports	2x 10/100/1000 Base-T Ports
IPMI Port (rear panel)	Included	Included	Included	Included	Included	Included	Included
Front LCD & Keypad	Not Available	Included	Included	Included	Included	Included	Included
PS/2 Keyboard and Mouse, DB15 VGA Ports (rear panel)	Not Available	Included	Included	Included (no PS/2 Keyboard and Mouse)	Included	Included	Included (no PS/2 Keyboard and Mouse)
USB Ports (rear panel)	2x Type A USB Ports (front panel)	2x Type A USB Ports	2x Type A USB Ports	4x Type A USB Ports	2x Type A USB Ports	2x Type A USB Ports	2x Type A USB Ports
Serial Port (rear panel)	115,200 bps, No Parity, 8 bits, 1 Stop Bit (RJ45 connector RJ45-to-Dsub adapter cable is included)	115,200 bps, No Parity, 8 Bits, 1 Stop Bit	115,200 bps, No Parity, 8 Bits, 1 Stop Bit	115,200 bps, No Parity, 8 Bits, 1 Stop	115,200 bps, No Parity, 8 Bits, 1 Stop Bit	115,200 bps, No Parity, 8 Bits, 1 Stop Bit	115,200 bps, No Parity, 8 bits, 1 Stop Bit

**TECHNICAL SPECIFICATIONS**

	<b>NX 2500</b>	<b>NX 4400/4420</b>	<b>NX 7400/7420</b>	<b>NX 7500</b>	<b>NX 9450</b>	<b>NX 10450</b>	<b>NX10550</b>
<b>Drive Capacity</b>	Single 1TB 3.5 inch, SATA HDD, internal, fixed	2x 600 GB HDD, RAID 1, 2.5 inch, FRU	2x 600 GB HDD, RAID 1, 2.5 inch, FRU	4x 900 GB HDD, RAID 10, 2.5 inch, FRU	4x 900 GB HDD, RAID 10, 2.5 inch, FRU	4x 800 GB SSD, RAID 10, 2.5 inch, FRU	4 x 960GB SSD, RAID 10, 2.5 inch, FRU
<b>Enclosure</b>	1RU, Fits 19 inch Rack	1RU, Fits 19 inch Rack	2RU, Fits 19 inch Rack	2RU, Fits 19 inch Rack	2RU, Fits 19 inch Rack	2RU, Fits 19 inch Rack	2RU, Fits 19 inch Rack
<b>Chassis Dimension WxDxH</b>	17.2" x 19.7" x 1.7" (437 x 500 x 43.2 mm)	17.2" x 27.8" x 1.7" (437 x 706 x 43.2 mm)	17.2" x 28" x 3.4" (437 x 711 x 86.5 mm)	17.2" x 28" x 3.4" (437 x 711 x 86.6mm)	17.2" x 27.9" x 3.5" (437 x 709 x 89 mm)	17.2" x 27.9" x 3.5" (437 x 709 x 89 mm)	17.2" x 33.5" x 3.5" (437 x 851 x 89 mm)
<b>DC Power Supply</b>	Not Available	Not Available	Not Available	Not Available	Not Available	Not Available	Not Available
<b>AC Power Supply</b>	Single 250 watt, 90-264 VAC, 3.5 - 1.5 A, 50-60 Hz, IEC60320-C14, inlet, Internal, Fixed	Redundant (1+1) 750 watt, 100 - 240 VAC 9 - 4.5A, 50-60 Hz IEC60320-C14 inlet, FRU	Redundant (1+1) 750 watt, 100 - 240 VAC 9 - 4.5A, 50-60 Hz IEC60320-C14 inlet, FRU	Redundant (1+1) 750 watt, 100 - 240 VAC 9 - 4.5A, 50-60 Hz IEC60320-C14 inlet, FRU	Redundant (1+1) 1200 watt, 100-140 VAC, 14.7 - 10.5 A 1400 watt, 180-240 VAC, 9.5 - 7.2 A, 50-60 Hz, FRU IEC60320-C14 inlet, FRU	Redundant (1+1) 1200 watt, 100-140 VAC, 14.7 - 10.5 A 1400 watt, 180-240 VAC, 9.5 - 7.2 A, 50-60 Hz, FRU IEC60320-C14 inlet, FRU	Redundant (1+1) 800W: 100-127V, 9.8A-7A 1000W: 220-240V, 7-5A, 50-60Hz, FRU IEC60320-C14 inlet, FRU
<b>Power Consumption Maximum (watts)</b>	85 watts	305 watts	501 watts	479 watts	550 watts	850 watts	760 watts
<b>Thermal Dissipation Maximum (BTU/h)</b>	290 BTU/h	1041 BTU/h	1709 BTU/h	1634 BTU/h	1881 BTU/h	2908 BTU/h	2594 BTU/h
<b>MTBF (h)</b>	56,400 h	37,000 h	58,900 h	58,900 h	52,469 h	40,275 h	36,101 h
<b>Appliance Alone / As Shipped Weight lb. (kg)</b>	16.2 lb (7.3 kg) / 28.2 lb (2.95 kg)	31 lb. (14 kg) / 46 lb. (21 kg)	42 lb. (19 kg) / 58 lb. (26 kg)	43 lb. (19.5 kg) / 59 lb. (27kg)	51 lb. (23 kg) / 66 lb. (30 kg)	51 lb. (23 kg) / 66 lb. (30 kg)	46 lb (21 kg) / 90 lb (40.2 kg)
<b>Regulatory Compliance Safety</b>	EN 60950-1, 1:2006+A11 :2009+A1:2010+A12:2011 +A2:2013; IEC 60950-1:2005 + Am 1:2009 + Am 2:2013	IEC 60950 EN 60950 CSA 60950-00 CE Marking	IEC 60950 EN 60950 CSA 60950-00 CE Marking	IEC 60950 EN 60950 CSA 60950-00 CE Marking	IEC 60950 EN 60950 CSA 60950-00 CE Marking	IEC 60950-1 EN 60950-1 CSA 60950-1 CE Marking	UL 60950-1, CAN/ CSA C22.2 No. 60950-1-07, IEC 60950-1:2005+ A1:2009+ A2:2013, AS/NSZ 60950.1-2011
<b>Regulatory Compliance EMC</b>	FCC Part 15 SubPart B Class A; ICES-003 Class A; EN55022 Class A; VCCI V-3 Class A; EN 55024, EN 61000-3-2 Class A; EN 61000-3-3; CNS 13438 (2006) Class A; CISPR22 Class A; AS/NZS CISPR 22 Class A; KN 32; KN 35	FCC (Part 15 Class-A), CE (Class-A), CNS, AS/ NZS, VCCI (Class A)	FCC (Part 15 Class-A), CE (Class-A), CNS, AS/ NZS, VCCI (Class A)	FCC (Part 15 Class-A), CE (Class-A), CNS, AS/ NZS, VCCI (Class A)	FCC (Part 15 Class-A), CE (Class-A), CNS, AS/ NZS, VCCI (Class A)	FCC (Part 15 Class-A), CE (Class-A), CNS, AS/ NZS, VCCI(Class A)	FCC Part 15 SubPart B Class A, ICES-003 Class A, EN55022 Class A, VCCI V-3 Class A,EN 55024, EN 61000-3-2 Class A, EN 61000-3-3, CNS 13438 (2006) Class A, CISPR22 Class A, AS/NZS CISPR 22 Class A

TECHNICAL SPECIFICATIONS							
	NX 2500	NX 4400/4420	NX 7400/7420	NX 7500	NX 9450	NX 10450	NX10550
Security Certifications	-	CC NDPP v1.1	CC NDPP v1.1	CC NDPP v1.1	CC NDPP v1.1	CC NDPP v1.1	UL 60950-1, CAN/CSA C22.2 No. 60950-1-07, IEC6060950-1:2005 +A1:2009+ A2:2013, AS/ NSZ 60950.1-2011
Environmental Compliance	RoHS; REACH; WEEE	RoHS, REACH, WEEE	RoHS, REACH, WEEE	RoHS, REACH, WEEE	RoHS, REACH, WEEE	RoHS, REACH, WEEE	RoHS, REACH, WEEE
Operating Temperature	0° C to 40° C	10° C to 35° C Tested from 0° C to 40° C for additional margin	10° C to 35° C Tested from 0° C to 40° C for additional margin	10° C to 35° C Tested from 0° C to 40° C for additional margin	10° C to 35° C Tested from 0° C to 40° C for additional margin	10° C to 35° C Tested from 0° C to 40° C for additional margin	10° C to 35° C Tested from 0° C to 40° C for additional margin
Non-Operating Temperature	-20°C to 80°C	-40°C to 70°C	-40°C to 70°C	-40°C to 70°C	-40°C to 70°C	-40°C to 70°C	-40°C to 70°C
Operating Relative Humidity	5% - 85% (non-condensing)	8% - 90% (non-condensing)	8% - 90% (non-condensing)	8% - 90% (non-condensing)	10% - 85% (non-condensing)	10% - 85% (non-condensing)	10% - 85% (non-condensing)
Non-Operating Relative Humidity	5% - 95% (non-condensing)	5% - 95% (non-condensing)	5% - 95% (non-condensing)	5% - 95% (non-condensing)	5% - 95% (non-condensing)	5% - 95% (non-condensing)	5% - 95% (non-condensing)
Operating Altitude	5,000 ft	5,000 ft	5,000 ft	5,000 ft	5,000 ft	5,000 ft	5,000 ft

TABLE 2. FIREEYE NETWORK SECURITY IPS SPECIFICATIONS, INTEGRATED APPLIANCE.

TECHNICAL SPECIFICATIONS							
	NX 2500	NX 4400/4420	NX 7400/7420	NX 7500	NX 9450	NX 10450	NX 10550
Max IPS Performance	Up to 50 Mbps or 100 Mbps	Up to 100 Mbps or 250 Mbps	Up to 1 Gbps	Up to 1 Gbps	Up to 2 Gbps	Up to 4 Gbps	Up to 4 Gbps
Max Concurrent Connections	15K or 80K	80K	500K	500K	1M	2M	2M
New Connections Per Second	750/Sec or 4K/Sec	4K/Sec	10K/Sec	10K/Sec	20K/Sec	40K/Sec	40K/Sec
Max Packets Per Second	4K/Sec or 20K/Sec	20K/Sec	90K/Sec	90K/Sec	105K/Sec	120K/Sec	120K/Sec

TABLE 3. FIREEYE NETWORK SMART NODE, PHYSICAL SPECIFICATIONS.

TECHNICAL SPECIFICATIONS								
	NX 1500	NX 2500	NX 4400/4420	NX 7400/7420	NX 7500	NX 9450	NX 10450	NX10550
User Count	500	1,000 or 2,500	2,500 or 5,000	20,000	20,000	40,000	80,000	80,000
OS Support	Microsoft Windows Mac OS X	Microsoft Windows Mac OS X	Microsoft Windows Mac OS X	Microsoft Windows Mac OS X	Microsoft Windows Mac OS X	Microsoft Windows Mac OS X	Microsoft Windows Mac OS X	Microsoft Windows Mac OS X
Performance	Up to 50 Mbps	Up to 100 Mbps or 250 Mbps	Up to 250 Mbps or 500 Mbps	Up to 2 Gbps	Up to 2 Gbps	Up to 4 Gbps	Up to 8 Gbps	Up to 8 Gbps
Network Monitoring Ports	4x 10/100/1000 BASE-T Ports	4x 10/100/1000 BASE-T Ports (in front panel)	4400: 4x 10/100/1000 BASE- T Ports 4420: 4x 1000 BASE-SX Fiber Optic Ports (LC Multimode)	7400: 4x 10/100/1000 BASE- T Ports 7420: 4x 1000 BASE-SX Fiber Optic Ports (LC Multimode)	4x 10/100/1000 BASE- T Ports	8 x SFP+ (4 x 1000base and 4 x 10Gbase), 1000baseSX/ 10GbaseSR (LC, MMF), 1000baseLX/ 10GbaseLR (LC SMF), 1000baseT (RJ45, UTP5), 10GbaseCu (5m direct-attached cable)	8 x SFP+ (4 x 1000base and 4 x 10Gbase), 1000baseSX/ 10GbaseSR (LC, MMF), 1000baseLX/ 10GbaseLR (LC SMF), 1000baseT (RJ45, UTP5), 10GbaseCu (5m direct-attached cable)	8 x SFP+ (4 x 1000base and 4 x 10Gbase), 1000baseSX/ 10GbaseSR (LC, MMF), 1000baseLX/ 10GbaseLR (LC, SMF), 1000baseT (RJ45, UTP5), 10GbaseCu (5m direct-attached cable)
High Availability (HA)	Not Available	Not Available	Not Available	Not Available	Not Available	Active-Passive HA	Active-Passive HA	Active-Passive HA
Network Ports Mode of Operation	In-line Monitor, Fail-Close or Tap	In-line Monitor, Fail-Open, Fail- Close or Tap/ Span, HW Bypass	In-line Monitor, Fail-Open, Fail- Close or Tap/ Span, HW Bypass	In-line Monitor, Fail-Open, Fail- Close or Tap/ Span, HW Bypass	In-line Monitor, Fail-Open, Fail- Close or Tap/ Span, HW Bypass	In-line Monitor; TAP; or SPAN	In-line Monitor; TAP; or SPAN	In-line Monitor or Tap/ Span
High Availability (HA) Ports (rear panel)	Not Available	Not Available	Not Available	Not Available	Not Available	2x 100/1000/10G Base-T Ports	2x 100/1000/10G Base-T Ports	2x 100/1000/10G Base-T Ports
Management Ports (rear panel)	2x 10/100/1000 BASE- T Ports	2x 10/100/1000 BASE- T Ports (in front panel)	2x 10/100/1000 BASE- T Ports	2x 10/100/1000 BASE- T Ports	2x 10/100/1000 BASE- T Ports	2x 10/100/1000 BASE- T Ports	2x 10/100/1000 BASE- T Ports	2x 10/100/1000 Base-T Ports
IPMI Port (rear panel)	Not Available	Included	Included	Included	Included	Included	Included	Included
Front LCD & Keypad	Not Available	Not Available	Included	Included	Included	Included	Included	Included
PS/2 Keyboard and Mouse, DB15 VGA Ports (rear panel)	Not Available	Not Available	Included	Included	Included (no PS/2 Keyboard and Mouse)	Included	Included	Included (no PS/2 Keyboard and Mouse)
USB Ports (rear panel)	2x Type A USB Ports	2x Type A USB Ports (front panel)	2x Type A USB Ports	2x Type A USB Ports	4x Type A USB Ports	2x Type A USB Ports	2x Type A USB Ports	2x Type A USB Ports



**TECHNICAL SPECIFICATIONS**

	NX 1500	NX 2500	NX 4400/4420	NX 7400/7420	NX 7500	NX 9450	NX 10450	NX10550
<b>Serial Port (rear panel)</b>	115,200 bps, No Parity, 8 bits, 1 Stop Bit (RJ45 connector; RJ45-to-Dsub adapter cable is included)	115,200 bps, No Parity, 8 bits, 1 Stop Bit (RJ45 connector RJ45-to-Dsub adapter cable is included)	115,200 bps, No Parity, 8 Bits, 1 Stop Bit	115,200 bps, No Parity, 8 Bits, 1 Stop Bit	115,200 bps, No Parity, 8 Bits, 1 Stop Bit	115,200 bps, No Parity, 8 Bits, 1 Stop Bit	115,200 bps, No Parity, 8 Bits, 1 Stop Bit	115,200 bps, No Parity, 8 bits, 1 Stop Bit
<b>Drive Capacity</b>	Single 500GB 2.5 inch SATA HDD, internal, fixed	Single 1TB 3.5 inch SATA HDD, internal, fixed	2x 600 GB HDD, RAID 1, 2.5 inch, FRU	2x 600 GB HDD, RAID 1, 2.5 inch, FRU	4x 900 GB HDD, RAID 10, 2.5 inch, FRU	4x 900 GB HDD, RAID 10, 2.5 inch, FRU	4x 800 GB SSD, RAID 10, 2.5 inch, FRU	4 x 960GB SSD, RAID 10, 2.5 inch, FRU
<b>Enclosure</b>	1RU, Desktop formfactor	1RU, Fits 19 inch Rack	1RU, Fits 19 inch Rack	2RU, Fits 19 inch Rack	2RU, Fits 19 inch Rack	2RU, Fits 19 inch Rack	2RU, Fits 19 inch Rack	2RU, Fits 19 inch Rack
<b>Chassis Dimension WxDxH</b>	11" x 6.9" x1.7" (280 x 175 x 43.2 mm)	17.2" x 19.7" x 1.7" (437 x 500 x 43.2 mm)	17.2" x 27.8" x 1.7" (437 x 706 x 43.2 mm)	17.2" x 28" x 3.41" (437 x 711 x 86.5 mm)	17.2" x 28" x 3.41" (437 x 711 x 86.6mm)	17.2" x 27.9" x 3.5" (437 x 709 x 89 mm)	17.2" x 27.9" x 3.5" (437 x 709 x 89 mm)	17.2" x 33.5" x 3.5" (437 x 851 x 89 mm)
<b>DC Power Supply</b>	Not Available	Not Available	Not Available	Not Available	Not Available	Not Available	Not Available	Not Available
<b>AC Power Supply</b>	External 60 Watt 12V@5A Ouput AC Adapter, 90-264 VAC, , 50-60 Hz, IEC60320-C14, inlet, FRU	Single 250 watt, 90-264 VAC, 3.5 - 1.5 A, 50-60 Hz, IEC60320-C14, inlet, Internal, Fixed	Redundant (1+1) 750 watt, 100 - 240 VAC 9 - 4.5A, 50-60 Hz IEC60320-C14 inlet, FRU	Redundant (1+1) 750 watt, 100 - 240 VAC 9 - 4.5A, 50-60 Hz IEC60320-C14 inlet, FRU	Redundant (1+1) 750 watt, 100 - 240 VAC 9 - 4.5A, 50-60 Hz IEC60320-C14 inlet, FRU	Redundant (1+1) 1200 watt, 100-140 VAC, 14.7 - 10.5 A 1400 watt, 180-240 VAC, 9.5 - 7.2 A, 50-60 Hz, FRU IEC60320-C14 inlet, FRU	Redundant (1+1) 1200 watt, 100-140 VAC, 14.7 - 10.5 A 1400 watt, 180-240 VAC, 9.5 - 7.2 A, 50-60 Hz, FRU IEC60320-C14 inlet, FRU	Redundant (1+1) 800W: 100-127V, 9.8A-7A 1000W: 220-240V, 7-5A, 50-60Hz, FRU IEC60320-C14 inlet, FRU
<b>Power Consumption Maximum (watts)</b>	27 watts	85 watts	305 watts	501 watts	479 watts	550 watts	850 watts	760 watts
<b>Thermal Dissipation Maximum (BTU/h)</b>	92 BTU/h	290 BTU/h	1041 BTU/h	1709 BTU/h	1634 BTU/h	1881 BTU/h	2908 BTU/h	2594 BTU/h
<b>MTBF (h)</b>	95,400 h	56,400 h	37,000 h	58,900 h	58,900 h	52,469 h	40,275 h	36,101 h
<b>Appliance Alone / As Shipped Weight lb. (kg)</b>	3.75 lb (1.7 kg) / 6.5 lb (2.95 kg)	16.2 lb (7.3 kg) / 28.2 lb (2.95 kg)	31 lb. (14 kg) / 46 lb. (21 kg)	42 lb. (19 kg) / 58 lb. (26 kg)	43 lb. (19.5 kg) / 59 lb. (27kg)	51 lb. (23 kg) / 66 lb. (30 kg)	51 lb. (23 kg) / 66 lb. (30 kg)	46 lb (21 kg) / 90 lb (40.2 kg)
<b>Regulatory Compliance Safety</b>	EN 60950-1, 1:2006+A1 1:2009+A1:2010+A12:20 11+A2:2013; IEC 60950-1:2005 + Am 1:2009 + Am 2:2013	EN 60950-1, 1:2006+A1 1:2009+A1:2010+A12:20 11+A2:2013; IEC 60950-1:2005 + Am 1:2009 + Am 2:2013	IEC 60950 EN 60950 CSA 60950-00 CE Marking	IEC 60950 EN 60950 CSA 60950-00 CE Marking	IEC 60950 EN 60950 CSA 60950-00 CE Marking	IEC 60950 EN 60950 CSA 60950-00 CE Marking	IEC 60950-1 EN 60950-1 CSA 60950-1 CE Marking	UL 60950-1, CAN/ CSA C22.2 No. 60950-1-07, IEC 60950-1:2005+ A1:2009+ A2:2013, AS/ NSZ 60950.1-2011

**TECHNICAL SPECIFICATIONS**

	NX 1500	NX 2500	NX 4400/4420	NX 7400/7420	NX 7500	NX 9450	NX 10450	NX10550
<b>Regulatory Compliance EMC</b>	FCC Part 15 SubPart B Class A; ICES-003 Class A; EN55022 Class A; VCCI V-3 Class A; EN 55024; EN 61000-3-2 Class A; EN 61000-3-3; CNS 13438 (2006) Class A; CISPR22 Class A; AS/NZS CISPR 22 Class A; KN 32; KN 35	FCC Part 15 SubPart B Class A; ICES-003 Class A; EN55022 Class A; VCCI V-3 Class A; EN 55024; EN 61000-3-2 Class A; EN 61000-3-3; CNS 13438 (2006) Class A; CISPR22 Class A; AS/NZS CISPR 22 Class A; KN 32; KN 35	FCC (Part 15 Class-A), CE (Class-A), CNS, AS/NZS, VCCI (Class A)	FCC (Part 15 Class-A), CE (Class-A), CNS, AS/NZS, VCCI (Class A)	FCC (Part 15 Class-A), CE (Class-A), CNS, AS/NZS, VCCI (Class A)	FCC (Part 15 Class-A), CE (Class-A), CNS, AS/NZS, VCCI (Class A)	FCC (Part 15 Class-A), CE (Class-A), CNS, AS/NZS, VCCI(Class A)	FCC Part 15 SubPart B Class A, ICES-003 Class A, EN55022 Class A, VCCI V-3 Class A, EN 55024, EN 61000-3-2 Class A, EN 61000-3-3, CNS 13438 (2006) Class A, CISPR22 Class A, AS/NZS CISPR 22 Class A
<b>Security Certifications</b>	-	-	CC NDPP v1.1	CC NDPP v1.1	CC NDPP v1.1	CC NDPP v1.1	CC NDPP v1.1	UL 60950-1, CAN/CSA C22.2 No. 60950-1-07, IEC6060950- 1:2005 +A1:2009+ A2:2013, AS/NSZ 60950.1-2011
<b>Environmental Compliance</b>	RoHS; REACH; WEEE	RoHS; REACH; WEEE	RoHS, REACH, WEEE	RoHS, REACH, WEEE	RoHS, REACH, WEEE	RoHS, REACH, WEEE	RoHS, REACH, WEEE	RoHS, REACH, WEEE
<b>Operating Temperature</b>	0° C to 40° C	0° C to 40° C	10° C to 35° C Tested from 0° C to 40° C for additional margin	10° C to 35° C Tested from 0° C to 40° C for additional margin	10° C to 35° C Tested from 0° C to 40° C for additional margin	10° C to 35° C Tested from 0° C to 40° C for additional margin	10° C to 35° C Tested from 0° C to 40° C for additional margin	10° C to 35° C Tested from 0° C to 40° C for additional margin
<b>Non-Operating Temperature</b>	-20°C to 80°C	-20°C to 80°C	-40°C to 70°C	-40°C to 70°C	-40°C to 70°C	-40°C to 70°C	-40°C to 70°C	-40°C to 70°C
<b>Operating Relative Humidity</b>	5% - 85% (non-condensing)	5% - 85% (non-condensing)	8% - 90% (non-condensing)	8% - 90% (non-condensing)	8% - 90% (non-condensing)	10% - 85% (non-condensing)	10% - 85% (non-condensing)	10% - 85% (non-condensing)
<b>Non-Operating Relative Humidity</b>	5% - 95% (non-condensing)	5% - 95% (non-condensing)	5% - 95% (non-condensing)	5% - 95% (non-condensing)	5% - 95% (non-condensing)	5% - 95% (non-condensing)	5% - 95% (non-condensing)	5% - 95% (non-condensing)
<b>Operating Altitude</b>	5,000 ft	5,000 ft	5,000 ft	5,000 ft	5,000 ft	5,000 ft	5,000 ft	5,000 ft

**TABLE 4. FIREEYE NETWORK SMART NODE IPS, PHYSICAL SPECIFICATIONS.**

TECHNICAL SPECIFICATIONS								
	NX 1500	NX 2500	NX 4400/4420	NX 7400/7420	NX 7500	NX 9450	NX 10450	NX10550
Max IPS Performance	Up to 50 Mbps	Up to 100 /250 Mbps	Up to 500 Mbps	Up to 2 Gbps	Up to 2 Gbps	Up to 4 Gbps	Up to 8 Gbps	Up to 8 Gbps
Max Concurrent Connections	15K	80K	160K	1M	1M	2M	4M	4M
New Connections Per Second	750/sec	4K/Sec	8K/Sec	20K/Sec	20K/sec	40K/Sec	80K/Sec	80K/Sec

**TABLE 5. FIREEYE NETWORK SMART NODE, VIRTUAL SPECIFICATIONS.**

TECHNICAL SPECIFICATIONS					
	NXS 1500V	NXS 2500V	NXS 2550V	NXS 4500V	NXS 6500V
User Count	500	1,000	2,500	5,000	10,000
OS Support	Microsoft Windows Mac OS X	Microsoft Windows Mac OS X	Microsoft Windows Mac OS X	Microsoft Windows Mac OS X	Microsoft Windows Mac OS X
Performance *	Up to 50 Mbps	Up to 100 Mbps	Up to 250 Mbps	Up to 500 Mbps	Up to 1 Gbps
Network Monitoring Ports	1-8	1-8	1-8	1-8	1-8
Network Management Ports	1 or 2	1 or 2	1 or 2	1 or 2	1 or 2
Network Ports Mode of Operation	Inline, SPAN	Inline, SPAN	Inline, SPAN	Inline, SPAN	Inline, SPAN
CPU Cores	3	6	8	8	16
Memory	10GB	16GB	16GB	32 GB	32 GB
Drive Capacity	384 GB	384 GB	384 GB	512 GB	512 GB
Network Adapters	VMXNet 3, vNIC	VMXNet 3, vNIC	VMXNet 3, vNIC	VMXNet 3, vNIC	VMXNet 3, vNIC
Hypervisor Support	VMWare ESXi 6.0 or later	VMWare ESXi 6.0 or later	VMWare ESXi 6.0 or later	VMWare ESXi 6.0 or later	VMWare ESXi 6.0 or later

**TABLE 6. FIREEYE NETWORK SMART NODE IPS, VIRTUAL SPECIFICATIONS.**

VIRTUAL					
	NXS 1500V	NXS 2500V	NXS 2550V	NXS 4500V	NXS 6500V
Max IPS Performance	Up to 50 Mbps	Up to 100 Mbps	Up to 250 Mbps	Up to 500 Mbps	Up to 1 Gbps
Max Concurrent Connections	15K	80K	80K	160K	500K
New Connections Per Second	750/Sec	4K/Sec	4K/Sec	8K/Sec	10K/Sec

TABLE 7. FIREEYE MVX SMART GRID SPECIFICATIONS.

TECHNICAL SPECIFICATIONS		
	VX 5500	VX 12500
OS Support	Microsoft Windows Mac OS X	Microsoft Windows Mac OS X
Performance *	Up to 2 Gbps	Up to 8 Gbps
High Availability **	N+1	N+1
Management Ports (rear panel)	1x 10/100/1000 BASE- T Ports	1x 10/100/1000 BASE- T Ports
Cluster Ports (rear panel)	3x 10/100/1000 BASE-T Ports	1x 10/100/1000 BASE-T Ports, 2x 1000/10G BASE-T Ports
IPMI Port (rear panel)	Included	Included
Front LCD & Keypad	Not Available	Included
PS/2 Keyboard and Mouse, DB15 VGA Ports (rear panel)	Included (no PS/2 Keyboard and Mouse)	Included
USB Ports (rear panel)	4x Type A USB Ports	2x Type A USB Ports
Serial Port (rear panel)	115,200 bps, No Parity, 8 bits, 1 Stop Bit	115,200 bps, No Parity, 8 Bits, 1 Stop Bit
Drive Capacity	2x 2TB 3.5 SAS HDD, RAID 1, hot-swappable, FRU	4 x 900GB HDD, RAID 10, 2.5 inch, FRU
Enclosure	1RU, Fits 19 inch Rack	2RU, Fits 19 inch Rack
Chassis Dimension WxDxH	17. 2x25.6x1.7 (437 x 650 x 43.2 mm)	17.2x33.5x3.5 (437 x 851 x 89 mm)
DC Power Supply	Not Available	Not Available
AC Power Supply	Redundant (1+1) 750 watt, 100-240 VAC, 8 - 3.8 A, 50-60 Hz, IEC60320-C14, inlet, hot-swappable, FRU	Redundant (1+1) 800W: 100-127V, 9.8A-7A 1000W: 220-240V, 7-5A, 50-60Hz, FRU IEC60320-C14 inlet, FRU
Power Consumption Maximum (watts)	285 watts	760W
Thermal Dissipation Maximum (BTU/h)	972 BTU/h	2594 BTU/h

TABLE 8. FIREEYE ACTIVE FAIL OPEN SWITCH SPECIFICATIONS.

ACTIVE FAIL OPEN SWITCH TECHNICAL SPECIFICATIONS	
	AFO 10G SWITCH
Dimensions (WxDxH)	6.5 x 14.0 x 1.125 (16.5 x 35.6 x 2.8 cm)
Management Ports	(1) DB9 Serial Console, (1) RJ45 Cat5e Port (10/100)
Network Ports	(1) Quad LC Connector
Monitoring Ports	(2) XFP Ports
AC Power Input	100 - 240 VAC, 1.0 A, 47-63 Hz
Operating Temp	0° C to 40° C

\*All performance values vary depending on the system configuration and traffic profile being processed.

\*\* With appropriate redundant hardware configurations

For more information on FireEye, visit:

[www.FireEye.com](http://www.FireEye.com)

**FireEye, Inc.**

1440 McCarthy Blvd. Milpitas, CA 95035  
408.321.6300 / 877.FIREEYE (347.3393) / info@FireEye.com

[www.FireEye.com](http://www.FireEye.com)

TECHNICAL SPECIFICATIONS		
	VX 5500	VX 12500
MTBF (h)	54,200 h	38,836 h
Appliance Alone / As Shipped Weight lb. (kg)	33 lb (15 kg) / 48 lb (21.8 kg)	46 lb (21 kg) / 90 lb (40.2 kg)
Regulatory Compliance Safety	UL 60950-1-2014; CAN/ CSA C22.2 No. 60950-1- 07, Am.1:2011+Am.2:2014; AS/NSZ 60950.1- 2011	UL 60950-1 CAN/CSA C22.2 No. 60950-1-07 IEC 60950-1:2005+ A1:2009+A2:2013 AS/ NSZ 60950.1-2011
Regulatory Compliance EMC	FCC Part 15 SubPart B Class A; ICES-003 Class A; EN55022 Class A; VCCI V-3 Class A; EN 55024; EN 61000-3-2 Class A; EN 61000-3-3; CNS 13438 (2006) Class A; CISPR22 Class A; AS/NZS CISPR 22 Class A; KN 32; KN 35	FCC Part 15 SubPart B Class A ICES-003 Class A EN 55022 Class A VCCI V-3 Class A EN 55024 EN 61000-3-2 Class A EN 61000-3-3 CNS 13438 (2006) Class A CISPR22 Class A AS/NZS CISPR 22 Class A
Environmental Compliance	RoHS; REACH; WEEE	RoHS; REACH; WEEE Conflict Minerals
Operating Temperature	10° C to 35° C Tested from 0° C to 40° C for additional margin	10° C to 35° C Tested from 0° C to 40° C for additional margin
Non-Operating Temperature	-40° C to 70° C	-40° C to 70° C
Operating Relative Humidity	10% - 85% (non-condensing)	10% - 85% (non-condensing)
Non-Operating Relative Humidity	5% - 95% (non-condensing)	5% - 95% (non-condensing)
Operating Altitude	5,000 ft	5,000 ft

**Support Services**

FireEye offers simple and flexible support programs to maximize the value of your FireEye products and services. Four different levels of support services are available: Platinum, Platinum Priority Plus, Government and Government Priority Plus. For more information about FireEye support, refer to FireEye Support services.

